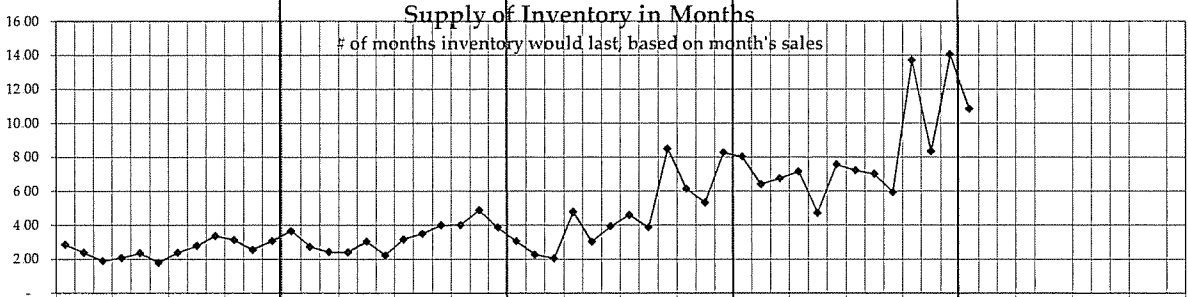
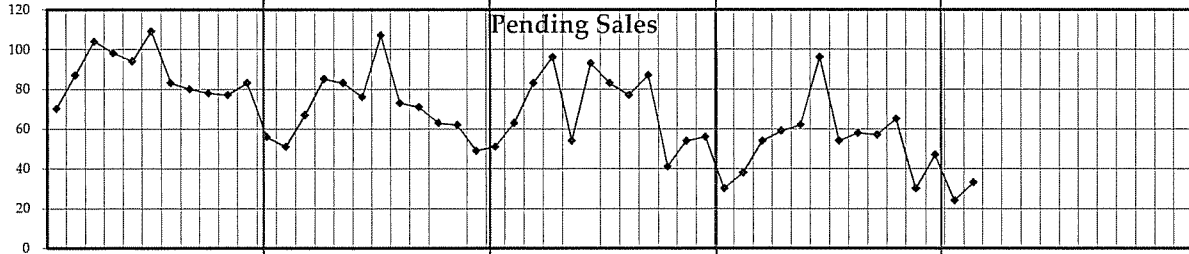
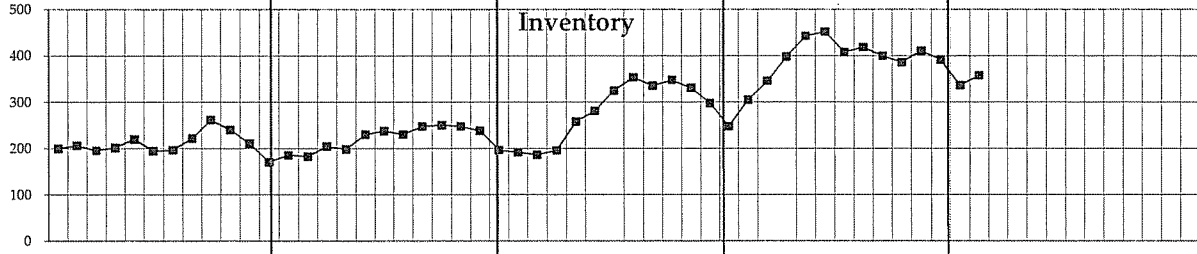
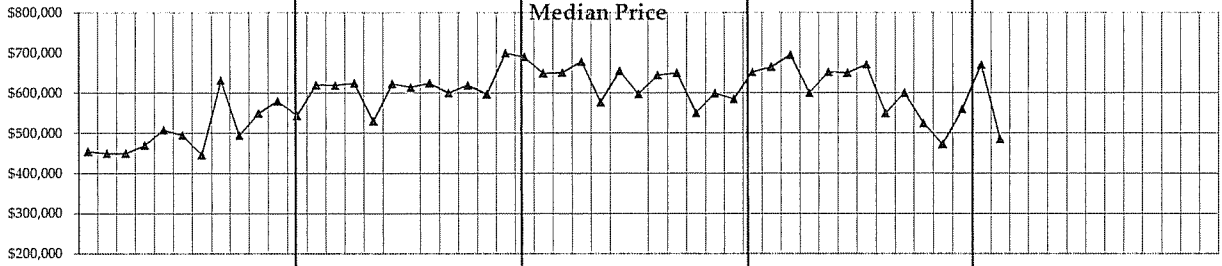


Eastside King County  
NWMLS Areas  
550 Residential Only  
Pending Sales



Jan-05 Ap.. Jul-05 Oct.. Jan-06 Ap.. Jul-06 Oct.. Jan-07 Ap.. Jul-07 Oct.. Jan-08 Ap.. Jul-08 Oct.. Jan-09 Ap.. Jul-09 Oct..

2005 2006 2007 2008 2009

Month	Median Price This Year	Median Price Last Year	% change	Inventory This Year	Inventory Last Year	% change	Pending Units MTD This Year	Pending Units MTD Last Year	% change
January	484,950	664,925	-27.1%	358	305	17.4%	33	38	-13.2%
							YTD 33	38	-13.2%

Graphs were created by Windermere Real Estate/East Inc using NWMLS data, for areas 500,510,520,530,540,550,560,600, but information was not verified or published by NWMLS