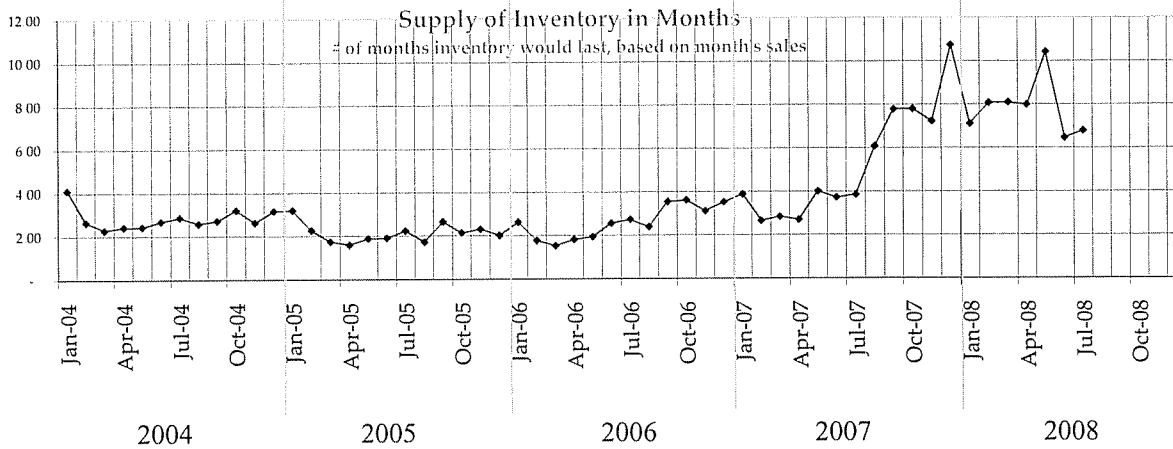
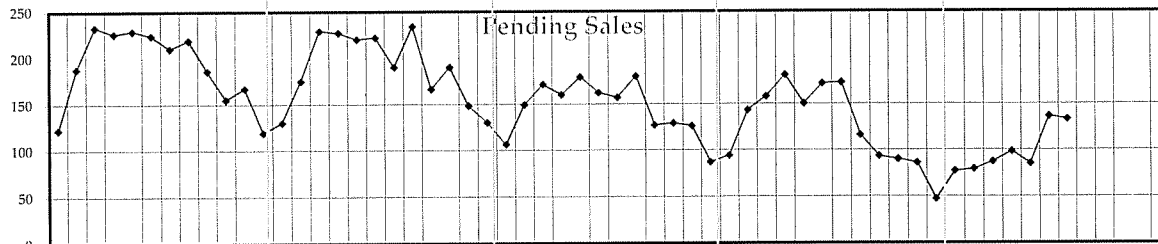
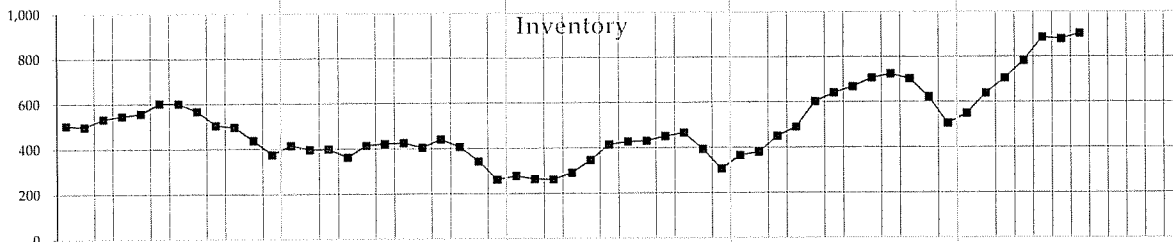
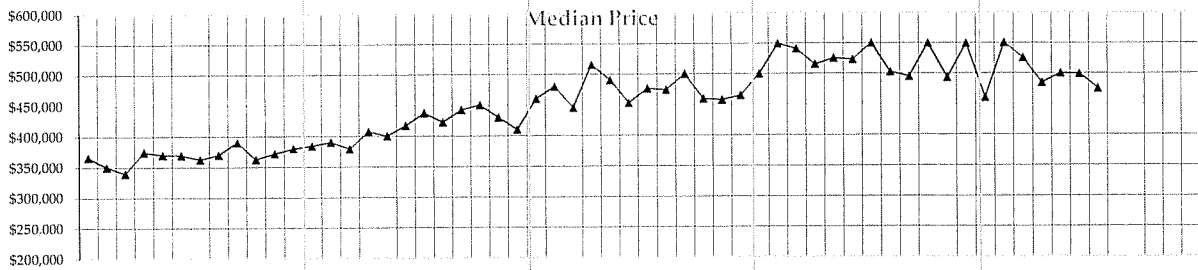


Eastside King County  
 NWMLS Areas  
 600 Residential Only  
 Pending Sales



| Month | Median Price This Year | Median Price Last Year | % change | Inventory This Year | Inventory Last Year | % change | Pending Units MTD This Year | Pending Units MTD Last Year | % change |        |
|-------|------------------------|------------------------|----------|---------------------|---------------------|----------|-----------------------------|-----------------------------|----------|--------|
| July  | 475,000                | 550,000                | -13.6%   | 903                 | 667                 | 35.4%    | 133                         | 173                         | -23.1%   |        |
|       |                        |                        |          |                     |                     |          | YTD                         | 695                         | 1,071    | -35.1% |